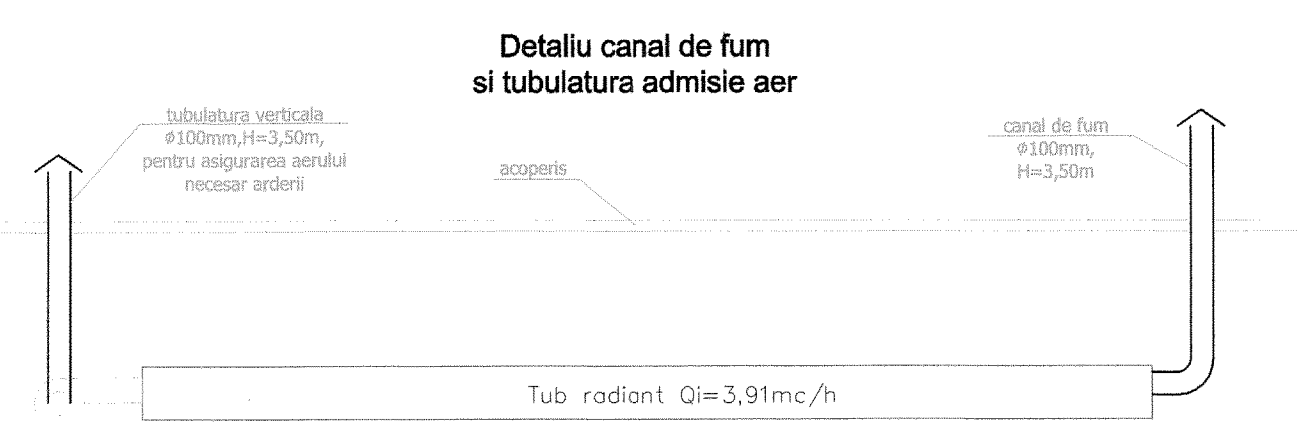
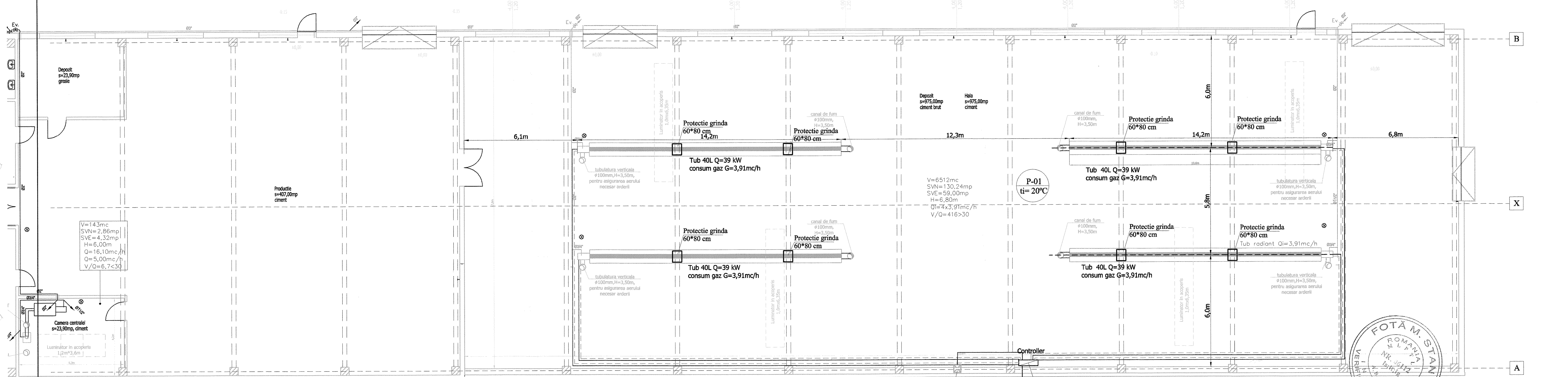



PLAN PARTER



- Senzor- temperatura RTF Hm= 1.5 m
- Senzor- temperatura ext ATF Hm= 1.5 m montat pe latura Nordica
- Controller Tremocontrol Plus M2

- Legenda**
- Circuit alimentare cu energie electrica CYY 3 x 1.5 mmp
 - Circuit control - senzori 2 x 1.5 mmp

Nota.
Alimentarea controllerului se va face cu cablu CYABY 3 x 2.5 mmp de la tabloul general al incintei



Verificator/expert	Nume	Semnatura	Beneficiar	Proiect nr. 16/2015
Specificatie	Nume	Semnatura	Scara: 1:100	Faza P.T.
Sef. Proiect	arh. Simona Bucur			
Proiectat	Ing. Halmaghi Zsolt		Data: 2015	Planşa nr I-02
Desenat	Ing. Halmaghi Zsolt		Titlu plansa PLAN PARTER LEGATURI ELECTRICE/ AUTOMATIZARE	